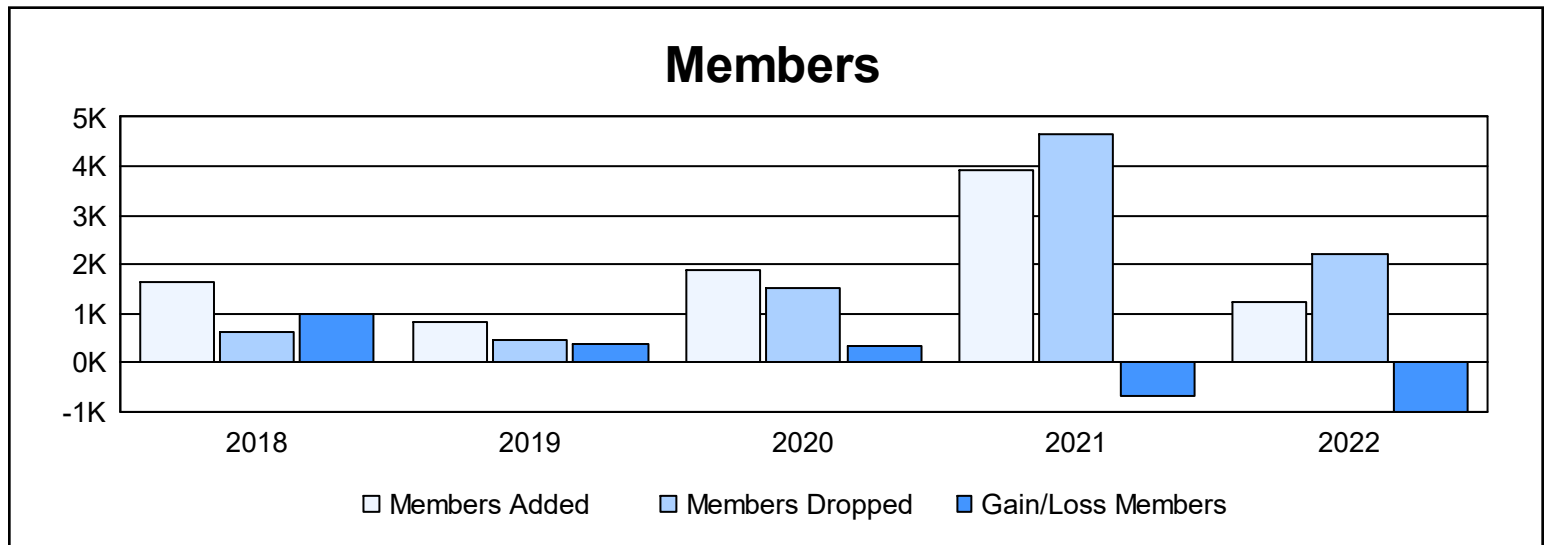
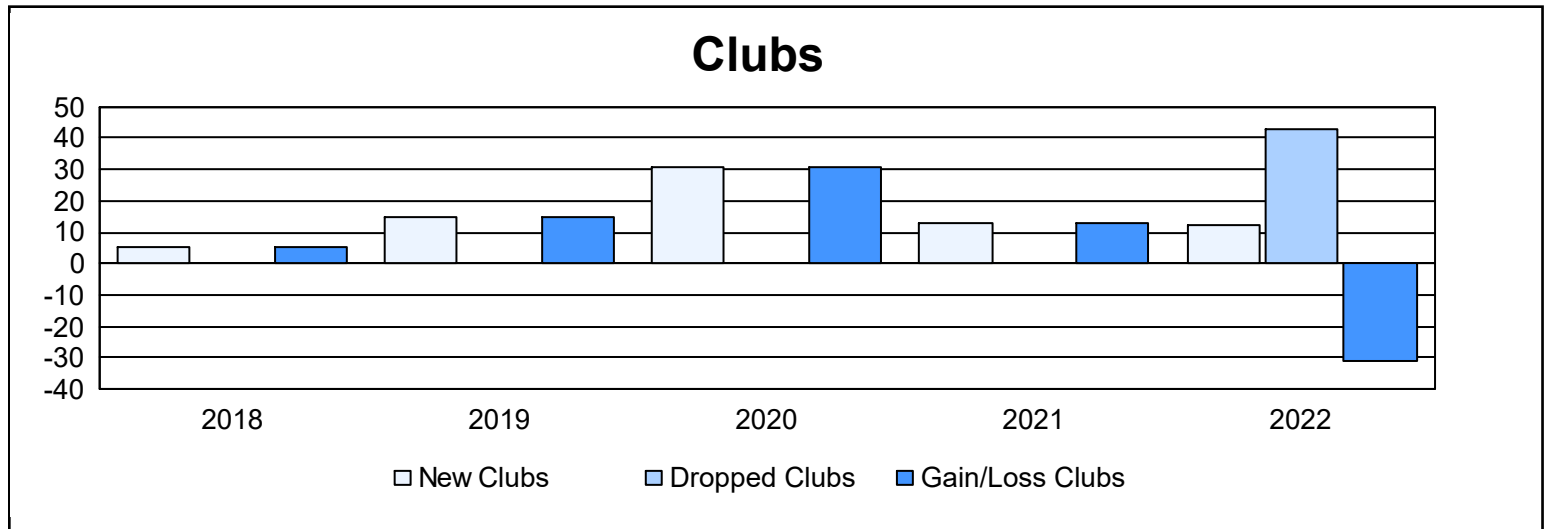
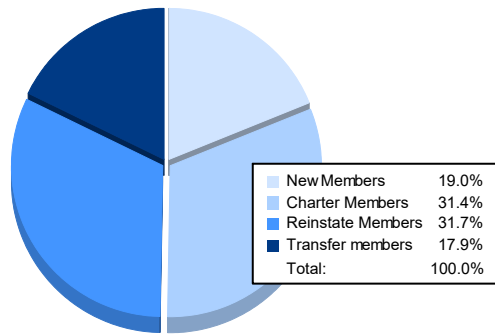


Year	New Clubs	Dropped Clubs	Gain/ Loss Clubs	New Members	Charter Members	Reinstate Members	Transfer Members	Total Member Added	Total Members Dropped	Gain/ Loss Members
2017-2018	5	0	5	1,288	160	162	18	1,628	625	1,003
2018-2019	15	0	15	365	362	95	5	827	458	369
2019-2020	31	0	31	947	724	162	39	1,872	1,528	344
2020-2021	13	0	13	1,231	538	1,755	413	3,937	4,634	-697
2021-2022	12	43	-31	231	383	386	218	1,218	2,208	-990
Average	15	9	7	812	433	512	139	1,896	1,891	6



Membership Composition June 2022 Cumulative



Gender Composition June 2022 Cumulative

